

Yolculuk Bizimle Başlar!

DOMETIC Whale

BABARVY ALKO Eberspächer

LIPPERT Truma indelB

THULE SWEDEN victron energy BLUE POWER

SOLARA CBE Fischer Panda

THETFORD ARANA

COMET SMART • EQUIPMENT • SOLUTIONS ACRYFORM PLASTOFORM autoterm

POLYPLASTIC Linetech ECOFLOW Bio

ABL SANJO ilse REICH jokon Competence in Lighting

FIAMMA EP Kampa



Markalar üzerine tıklayarak ilgili kataloğa ulaşabilirsiniz.

[Water Taps](#)

[Shower Sets](#)

[Water Pumps](#)

[Pipe Systems -
Installation - Fittings](#)

[Supply Connections](#)

[Water Sterilization](#)

[Fill Level Indicators](#)

[Easydriver](#)

[Vehicle Accessories](#)

[Board Electrics](#)

WATER TAPS

- > All REICH products have been designed to meet the highest quality standards.
- > The utilization of high-quality materials and the superior workmanship with a great attention for detail made us market leader in Europe.
- > Our tap lines focus on product functionality.
- > Thus, no matter whether taps are made of brass or plastic, all metallic surfaces are electroplated.

For reasons of sustainability we deliberately avoid any cheap surface evaporation coating.

- > On most of our taps using Ceramic cartridges or micro switches, these may be replaced without any dismantling procedures. Minor, but very fine details which you will certainly come to appreciate over time.
- > Please, see for yourself on the following pages that the concepts of innovation and design mean more to us than just mere words.

Single-lever mixer **LINNEA**



Single-lever mixer
**LINNEA L
KITCHEN**
569-800000 metal
568-800000 chrome



Single-lever mixer
**LINNEA K
BATHROOM**
569-700000 metal
568-700000 chrome



Single-lever mixer
**LINNEA
RETRACTABLE**
574-300000

Single-lever mixer
VECTOR



Single-lever mixer
**VECTOR E5
CHROM**
570-702500



Single-lever mixer
**VECTOR E5
CHROME/WHITE**
570-722500



Single-lever mixer
**VECTOR S
CHROME**
570-700000

Single-lever mixer
CASCADA



Single-lever mixer
**CASCADA
BATHROOM**
570-3000000



Single-lever mixer
**CASCADA
BATHROOM WHITE**
570-320000



Single-lever mixer
**CASCADA
KITCHEN**
105 mm higher version
570-405000C



Single-lever mixer
**CASCADA
KITCHEN WHITE**
570-420000

Single-lever mixer
**CONTUR
E/S**



Single-lever mixer
**CERAMIC
CONTUR S**
with 360° swivelling spout
571-702000

Single-lever mixer
**TREND
E/S**



Single-lever mixer
**CERAMIC
TREND S**
with 360° swivelling spout
571-902000



Single-lever mixer
**CERAMIC
CONTUR S**
30 mm higher version
571-706000



Single-lever mixer
**CERAMIC
CONTUR E**
with 360° swivelling spout
571-502000



Single-lever mixer
**CERAMIC
CONTUR E**
under table version
574-7000001



Single-lever mixer
**CERAMIC
TREND E**
under table version
574-9000001



Single-lever mixer
**CERAMIC
TREND E**
table top version
571-802010AT



Single-lever mixer
**CERAMIC
CONTUR E**
table top version
571-502010AT



Single-lever mixer
**CERAMIC
CONTUR E**
with pull-out handshower
JULIA
571-500000661



Single-lever mixer
**CERAMIC
TREND E**
with pull-out handshower
TREND E
571-800000801



Single-lever mixer
**CERAMIC
TREND E**
with 360° swivelling spout
571-802010

Single-lever mixer
**TREND
A/B**

Single-lever mixer and tap
TREND A
with straight spout
553-040000



Single-lever mixer and tap
TREND A
with vertically swivelling metal
spout
553-070000M



Single-lever mixer and tap
TREND A
tabletop
553-070900



Single-lever mixer and tap
TREND A
with angled spout
553-070500

Single-lever mixer
**CERAMIC
TWIST**

Single-lever mixer
**CERAMIC
TWIST**
with vertically swivelling spout
575-040000



Single-lever mixer
**CERAMIC
TWIST WHITE**
with vertically swivelling spout
575-242020



Single-lever mixer
**CERAMIC
TWIST MAT-CHROME**
with vertically swivelling spout
575-043010



Single-lever mixer
**CERAMIC
TWIST**
undertable version
574-600000



Single-lever mixer
**CERAMIC
TWIST**
table top version
575-040900

SINGLE-LEVER MIXER AND TAPS

Mixing tap and tap
DE LUXE
540-180000



Single-lever mixer
**CERAMIC
STYLE**
557-050000



Single-lever mixer
**MONO MIX TAP
STYLE 2002/2005**
547-050000



Single-lever mixer
STYLE 3000
553-030000

SINGLE-LEVER MIXER AND TAPS

Single-lever mixer
**CERAMIC
KAMA**
572-802010



Single-lever mixer
**CERAMIC
KAMA**
with extractable shower JULIA
572-800000661



Single-lever mixer
**CERAMIC
DUETT MAT-CHROME**
chrome with extractable shower
571-430000K



Metal single-lever mixer
CHARISMA
.807500

SHOWER SETS

Showers by REICH were specially developed for use in caravan or motorhomes. They are used in combination with REICH under-table fittings or water faucets.

- > All hand showers impress with outstanding design and their geometry which is optimized for caravan and motorhome sinks. As a result, the hand shower JULIA was awarded the internationally renowned design award "reddot".
- > The shower stream is optimized for use in combination with immersion or pressure pumps and provides a perfect showering experience.

- > Should the shower head calcify, this can be easily removed in most models thanks to anti-lime regulators made of silicone.
- > Some hand showers can be set to jet or shower. This double feature is especially useful when using the shower set as outlet in the sink and as shower in the bathroom.
- > All shower sets are available rotatable or fixed. For assembly in consoles in the shower room, various flanges with 45° and 60° brackets are available.

SHOWER SETS

Shower set
JULIA
564-0603103D



Shower set
TREND E
540-5600K



Shower set
DUETT
563-060310D



Shower set
DE LUXE
543-160050



Shower set
CARLETTA
.921000

SHOWER RAILS

Shower rails
TREND E
540-5500



Shower rails
DE LUXE
540-380155



Shower rails
CLASSIC
540-38010



Shower rails
CARLETTA
.206800



Shower rails
UNIVERSAL
540-5200

HANDSHOWER

Handshower
JULIA
540-35600



Handshower
TREND E
540-56000



Handshower
CONTUR
540-57000



Handshower
CONTUR S
540-57200



Handshower
DUETT
540-31000



Handshower
SATURN
540-32000



Handshower
ORION
540-33000



Handshower
CHARISMA
adjustable shower
.907900

WATER PUMPS

Durable high-performance immersion pumps and their advantages:

- > The special high-tech seal with fat deposits makes REICH pumps especially durable and suitable for short dry runs.
- > A patented ventilation system which is integrated into many of our pumps provides immediate output after immersing into the tank.
- > REICH pumps are extremely quiet and almost not audible.
- > The surface of the casing is dirt-resistant, easy to clean and therefore extremely hygienic.
- > A check valve which is integrated into many REICH pumps reduces the assembly efforts.
- > Higher output than pressure pumps
- > 100 % inspection before leaving production
- > Low weight

Water pumps **POWER JET**

POWER JET
514-0722ES



POWER JET PLUS
514-0725ES



Technical data

Capacity: 22 l/min
Max. pressure: 1.8 bar
Current consumption: 70 W
Cable length: 1,000 mm

Technical data

Capacity: 25 l/min
Max. pressure: 2.1 bar
Current consumption: 75 W
Cable length: 1,000 mm

POWER JET, the compact submersible pump for sufficient pressure in caravan and motor homes. The new, compact, and very powerful submersible pump made by REICH provides for sufficient water pressure in caravans and motor homes and is called: Power Jet. Over the last few years the requirements for water supply systems in caravans and motor homes have increased constantly. Meanwhile, sufficient capacities and water pressures are part of the central every day prerequisites of caravan and motor home users. Therefore, REICH expanded their product pipeline with respect to

compact and powerful submersible pumps. The latest addition to the product family is called **Power Jet** and features a **max. capacity of 25 l/min** and a **max. pressure of 2.1 bar**, guaranteeing a sufficient amount of water and a sufficient water pressure at every single consumer location, even with longer conduits or a higher number of open consumers. Like all the other heavy-duty submersible pumps the Power Jet is equipped with an automatic ventilating function. Cleaning sieve or various return valve configurations may be purchased as an option.

[Water Taps](#)

[Shower Sets](#)

[Water Pumps](#)

[Pipe Systems -
Installation - Fittings](#)

[Supply Connections](#)

[Water Sterilization](#)

[Fill Level Indicators](#)

[Easydriver](#)

[Vehicle Accessories](#)

[Board Electrics](#)

SUBMERSIBLE PUMPS



10 l, 0.5 bar
514-0110



10 l, 0.6 bar
516-0410



12 l, 0.6 bar
514-0412



14 l, 0.5 bar
516-0214



15 l, 1.0 bar
514-04509E



18 l, 0.9 bar
514-0418E



19 l, 1.1 bar
514-4419E




19 l, 1.4 bar
515-1914121
Submersible
power pump **TWIN**

- > Submersible pumps made by REICH GmbH are very powerful and have a particularly long service life.
- > All pumps feature special high-performance seals with grease depot, which is one of the features responsible for the product's long service life.
- > Many pumps feature a patented integrated ventilation system and may therefore start operating immediately upon submersion.
- > The powerful submersible pump **TWIN** is the flagship of our products. The model features

- two pumps and is therefore considerably more powerful than any other pump.
- > Pump material and surfaces are highly resistant to contamination and are therefore very hygienic and may be cleaned easily.
- > We also thoroughly thought about how to store the pumps. Our tank caps including the pump are a clean-cut solution. A tank level meter which is also mounted on the cap is available as an option.
- > Upon request we supply all our pumps in compliance with KTWC and DVGW W270.

PIPE SYSTEMS · INSTALLATION · FITTINGS

- > Whether fresh or waste water systems, all components are made of high-quality materials so your water system will have no weak spot.
- > A large selection of fittings will help you master even the most delicate installations and plumbings.
- > The individual elements of the fresh and waste water pipes are simply plugged into one another – piping will be complete and tight!
- > The two pipe systems are non-transparent, thus reducing the formation of algae.
- > UniQuick fresh water pipes are food-safe and resistant to a pressure of up to 6 bar and temperatures of up to 80 °C. The pipe itself is flexible, so plumbing may be effected without bends and using radii.
- > Our siphons are also special. A cleaning sieve with plug prevents dirt particles and residues from blocking your pipe system.



FRESH WATER PIPES

Ø12



With KTW and DVGW W270 approval

The plug-type UniQuick pipe system has many advantages compared to traditional PVC hoses:

- > Quick assembly by simply plugging the pipe into the fittings.
- > If required, the pipes may be disconnected and reused again.
- > Consistent pipe diameters, even with the use of fittings.
- > Radius plumbing without bends.
- > Accurate plumbing without water pockets, minimizing the risk of damages in freezing conditions when the pipes are not completely emptied.
- > Better protection against damage compared to PVC hoses.
- > 100 % tight up to a pressure of 6 bar at 80 °C.
- > Frost-proof.
- > Food-safe.



WASTE WATER PIPE SYSTEM



The plug-type REICH waste water system is significantly superior to other piping and hose systems.

- > Quick assembly by simply plugging the pipe into the fittings, minimizing the risk of leakages.
- > Consistent pipe diameters, even with the use of fittings.
- > Accurate plumbing without water pockets, minimizing the risk of damages in freezing conditions when the pipes are not completely emptied.
- > Better protection against damage compared to hoses.
- > 100 % tight and temperature resistant from -40 to +80 °C.
- > Frost-proof.
- > Many fittings, transitions and accessories.



SIPHONS AND SINK DRAINS



The REICH product pipeline includes a wide range of siphons, drains and a trap suitable for the REICH waste water system. In addition to that, a frost protection cap is available for siphon and trap. A very practical feature on siphon and trap is a cleaning orifice that may be removed without a

tool. Optionally, the siphon may be supplied with a second connection, e.g. for a draining basin. Siphon and drain inserts are made of stainless steel with an as big as possible diameter.



TANK DRAINING

TANK DRAINING
with filling level limiter
533-0667LXX



E.g. for the simple draining procedure of fresh water tanks dual stage system complete with:

- > shut-off valve
- > spillover function
- > connecting rod
- > handwheel for draining
- > fresh water tank filling level limiter
- > lengths and heights may be defined individually

TANK DRAINING
with shut-off valve
533-0667KXX



E.g. for the simple and complete draining of fresh water tanks single stage system complete with:

- > shut-off valve
- > connecting rod
- > handwheel for draining
- > length may be defined individually

SUPPLY CONNECTIONS

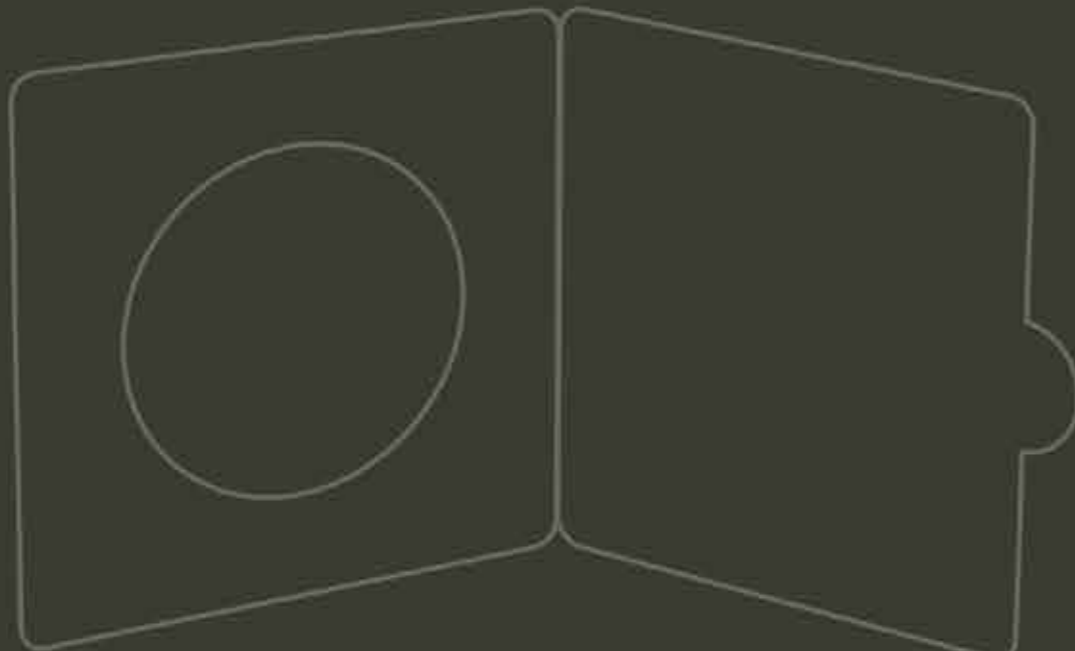
The REICH program includes supply connections for almost every application. Gas, water, shower or hatch – you will certainly find the right solution for your application on the following pages.

All supply connections are made of colored, UV-resistant ABS material. The hinge axis of the lids is made of stainless steel.

➤ For the various supply connections you may either choose a simple snap-on lid or an additional lock.

➤ With the help of a sealing ring the supply connections will always remain tight. There are a lot of features you only notice at a second glance, although they guarantee lasting quality.

➤ And, last but not least, the design. Neutral and rather unobtrusive. For the design shall not disturb the style of your caravan or motor home.



Under-floor mounted socket

SWING 230 V

532-1100



The SWING under-floor mounted socket for the 230 V power supply will not be mounted on the sidewall of the caravan or motor home, but in any possible location on the underside of the vehicle instead, omitting a rather unaesthetic and rather problematic assembly in the sidewall. On top of that, you will not be limited to a particular location on the left or right, front or back of the vehicle – the basic layout of the vehicle will not matter at all.

In addition, unwelcome thermal bridges will be completely avoided, since the sidewall will not be modified. Therefore, the under-floor mounted socket SWING will not impede the aesthetic aspect of the vehicle exterior. The SWING under-floor socket will be mounted in the area of the sill, protruding from the sill when opened, so that the 230 V CEE supply line plug may be easily inserted.



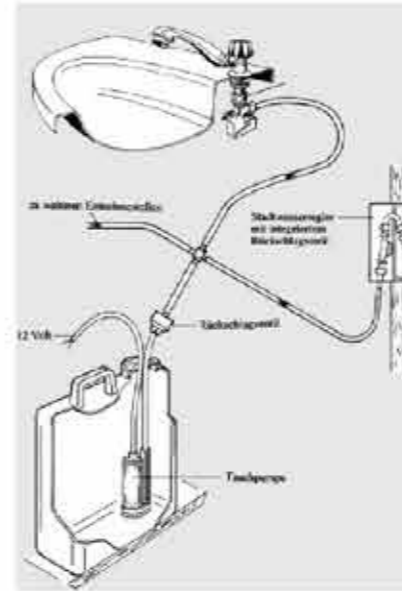
Technical data

16 A – 6 h
 200 – 250 V AC
 50 Hz
 IP 44

- [Water Taps](#)
- [Shower Sets](#)
- [Water Pumps](#)
- [Pipe Systems - Installation - Fittings](#)
- [Supply Connections](#)
- [Water Sterilization](#)
- [Fill Level Indicators](#)
- [Easydriver](#)
- [Vehicle Accessories](#)
- [Board Electrics](#)

SUPPLY CONNECTIONS

Adjustable shower
CHARISMA
.609500



Supply connection
OLYMPIA
.724510



Supply connection
UNIVERSAL
.728010



Tap water regulator
COLORADO
.723100



Supply connection
with external shower
.627600



water socket
.656000

All models available in different colors.

WATER STERILIZATION

Safely for your health Decontamination – no longer only a topic for the foods or pharmaceutical industry. Increasing “invisible” impurities, such as bacteria or germs, trigger many allergies and illnesses.

“Storing” water in a tank actually encourages the reproduction and

growth of germs and bacteria. The medical world, the foods industry and public water supply systems long ago recognized the outstanding effects of UV radiation and carbon filters for the destruction of bacteria and germs in drinking water and are actively using these technologies.



UV-CLEAN
**12 V UV
 SUBMERSIBLE
 LAMP**

525-1200



Sterilization – is no longer an important issue in food production or medicine alone.

Increasing „invisible“ impurities such as e.g. bacteria, germs or heavy metal compounds are the cause of many allergic reactions and diseases.

- > Therefore REICH supplies a UV submersible lamp and a UV flow reactor, preventing water bacteria from reproducing and killing them.
- > For a number of years now, this technology has been successfully used in medicine, food production and by public utilities corporations.

- > Simply place the submersible 12V-UV lamp into the water tank or connect the UV clean flow reactor to the water cycle. The systems are connected to the control unit and the 12V power supply – ready!
- > Please, trust our UV sterilization systems for a significant improvement in the quality of your water. Your health will be grateful!

UV-CLEAN
**UV-12
 DISINFECTION SYSTEM**

with PURITEC® spot
 525-1500



The ideal solution for drinking water disinfection: To be installed immediately before the water supply! The water running through the disinfection device will be activated automatically. For that purpose the device features a flow sensor on the supply line. If the water flow is stopped, the UVC spot will continue to glow for another 10 minutes, protecting the spot from an excessive amount of switching cycles in case of multiple rather brief water removal operations

- > VDE certified
- > Fresenius Institute performance test: disinfection ratio of more than 99% on a single water running operation

- > TZW confirmation for continuous pressure up to 10 bar
- > green control lamp indicating optimum degree of disinfection
- > standardized connections – compatible with all fittings
- > electric failure control of the disinfection process via red control lamp
- > drinking water disinfection without the use of chloride or other chemicals
- > easy spot replacement at the end of their service life

PURSUING ADVENTURE FROM THE FRONT ROW.



[Water Taps](#)

[Shower Sets](#)

[Water Pumps](#)

[Pipe Systems -
Installation - Fittings](#)

[Supply Connections](#)

[Water Sterilization](#)

[Fill Level Indicators](#)

[Easydriver](#)

[Vehicle Accessories](#)

[Board Electrics](#)

FILL LEVEL INDICATORS

Feeling safe while on the go. Up until recently, determining the content of a gas cylinder was only possible by weighing it. An exact determination could only be made with pricy precision scales.


Not a satisfactory situation. Can you imagine not knowing how much gas is left in the tank of your vehicle? A realistic comparison.

For us, this was motivation enough to be the first to develop a fill level indicators for gas cylinders with a

revolutionary measuring technology. Gas content measuring system of the series **Gim**.

Using ultra-sound, **Gim** is the only device available on today's market which can measure very low fill levels as well.

A similar challenge awaits with fresh water and waste water tanks. Timely filling and draining has to be taken into consideration. Using the **Tim**, your water provisions will be under control at the push of a button.



Gas level meters
for mobile applications

GIM® MOBIL

523-1100

DESIGN **PLUS**



Gas level meters for mobile applications

- > Until recently, the contents of a liquid gas cylinder could only be established through weighing.
- > A rather unsatisfactory situation. Or can you imagine not knowing how much fuel there is left in your tank? A comparable situation.
- > We supply gas level meters which make this a problem of the past. Just push a button!

Only for 11 kg DIN propane cylinders made of steel

Attention: Not suitable in connection with Truma gas regulation systems.



[Water Taps](#)

[Shower Sets](#)

[Water Pumps](#)

[Pipe Systems -
Installation - Fittings](#)

[Supply Connections](#)

[Water Sterilization](#)

[Fill Level Indicators](#)

[Easydriver](#)

[Vehicle Accessories](#)

[Board Electrics](#)

Levels meters for fresh and
waste water tank levels

TIM®

523-700000AP



- > The **Tim** meter may be used to establish the filling level of your fresh and waste water tank in a matter of seconds.
- > **Tim** will be permanently installed in the vehicle. The sensor unit for instance is located in the screw fitting of the fresh and waste water tank. The 6 or 10 m long connecting line leaves sufficient room for selecting the location of the control unit. Now you may comfortably check the filling level of the fresh and waste water tank by simply pushing a button on the control panel.
- > **Tim** will provide you with the necessary data to timely fill or drain your tanks accordingly.



533-710130

EASYDRIVER


MADE BY REICH . MADE IN GERMANY



Lighter. Not weaker: MPP – Mobility-Power-Pack

Replaces battery and charger. With state-of-the-art lithium-ion technology (LiFePO₄). Sustainable and reliable.

- appr. 2,000 charging cycles
- significantly **longer service life** than conventional lead-acid batteries
- combination of power supply (8.8 Ah) + charging electronics
- 12 V nominal (14.4 max.), permanent load: 80 A
- integrated safety function
- charging using a mains cable, alternator, solar panel or fuel cell
- Depending on the situation, can be used for 15–20 minutes
- dimensions 192 x 181 x 109 mm (L x W x H)
- **very low weight: appr. 2 kg**



Technical Details:

MPP	
Item number	526-2080
Battery type	Lithium-Ion, LiFePO ₄
Capacity	8.8 Ah
Stored energy	113 Wh
Output voltage	12V nominal (14.6 max.)
Charging current	80 A
Temperature range during storage	-10 bis 30 °C
Temperature range during storage	-20 bis 40 °C
Weight	appr. 2 kg
Dimensions	192 x 181 x 109 mm (L x B x H)
Connections	Solar Panel* and Fuel cell up to 3 A, power supply 230 V 1A, charging option via alternator.
Safety functions against	overcharge, undercharge, over-load including short circuit



Power through the shower: mycleantank

We have developed a clever solution to ensure that your enjoyment is not spoiled by dirty pipes and grubby water: our **easydriver mycleantank water system cleaner**. After all, clean water for cooking and washing crockery is an absolute must and an essential part of your holiday. So: revive those tired pipes. And instead of being busy scrubbing, you can relax and look forward to your holiday because mycleantank will do the work for you!

It's simple: Empty the fresh water tank, add 0.5 l of mycleantank cleaning agent and then top up with water. Turn on all the water taps and water appliances. When the water flowing from the pipes is blue, turn everything off again

Soak periods:

- 25 l tank – 1 hour
- 50 l tank – 2 hours
- 75 l tank – 3 hours
- 100 l tank – 4 hours

After use, turn on all taps and let the water flow through the system until it is colourless again.

A refreshing start to your next holiday with mycleantank: suitable for fresh water tanks, pipes, valves, pumps and wastewater tanks.





*For a brilliant appearance:
our mycleanhome care kit**

The best way to tour is with a clean and well maintained caravan. Rain stripes, moss and discoloured attachments will disappear quickly. Door and window seals will be in top condition with shining glass surfaces. Great results with little effort. You have everything you need at hand to keep your vehicle in pristine condition with our myclean care kit.

Included in the myclean kit:

- Our **rubber care product** (1 x 100 ml) makes dried seals on windows and doors flexible again. The rubber care forms a film on elastomers such as APTK and EPDM so seals remain elastic, moisture repellent and supple.
- The **acrylic glass cleaner** (1 x 250 ml) ensures sparkling clean glass surfaces without stress cracks.
- Our **intensive cleaner** (2 x 500 ml) for plastic surfaces will drive dirt away for good. The only thing left will be a pleasantly fresh scent, a protective anti-static coating which seals surfaces and invisible sun protection.
- 2 all purpose **cleaning cloths**.

* All cleaning products are also available separately.

VEHICLE ACCESSORIES

Strong ideas for comfortable caravanning only the right accessories make the equipment perfect and the holiday tour an adventure. For that, we have developed the right solutions in our idea factory.

- > Vehicle scales
- > Touring mirrors
- > Corner supports
- > Maneuvering systems
- > Support wheels
- > easydriver flashlight



Dual jockey wheel **EASY WHEEL**

537-1000



On loose gravel or dirt the standard jockey wheel tends to dig rather deep into the ground. Caravan maneuvering will get harder and the battery will have to provide more power, causing the maneuvering drive to wear down in the end.

REICH has found a satisfactory solution for this problem. You may now easily replace your standard jockey wheel with a dual jockey wheel with pneumatic tires which will help you to easily and safely maneuver your caravan on any conceivable surface.

1. Mount spring clip on axle
2. Mount wheel on axle with spring clip (check wheel pressure prior to assembly)

3. Slide washer on axle
4. Secure wheel on axle using linch pin
5. Remove old jockey wheel and slide axle of the dual jockey wheel onto corner leg
6. Mount clip pin on axle
7. Slide wheel onto axle
8. Slide washer onto axles (depending on the corner leg design and the distance between the two forks, install adapter washes on both sides between fork and clip pin)
9. Secure with linch pin – ready!



Digital Towbar Load Control **TLC**

for single axle caravan 522-5000
for twin axle caravan 522-5200



For more than ten years now the load on the coupling joint has been measured using a bathroom or drawbar scale. For this application the bathroom scale is too inaccurate and too heavy, and is thus not suited for being taken along on your trip.

The plastic or metal drawbar scale is operated via a steel spring, making the instrument rather inaccurate in its measurements. Should the spring guide break, the spring will be propelled forward like a bullet (and there is an immediate risk of injury!)

REICH TLC / digital bearing load scale combines a nice and elegant design with the highest possible level of precision.

- > digital readings in steps of 1 kg
- > inclined, easily visible display
- > safe function without spring
- > maximum weight 109 kg (on single-axle trailers)
- > supplied without batteries (2x AA required)
- > The REICH TLC drawbar scale comes without calibration!



1. Hitch attached to towball
2. Apply handbrake
3. Uncouple hitch
4. Make sure the hitch is the correct height for the towball
5. Place TLC into hitch socket
6. Position TLC on top of towball
7. Turn TLC on by pressing the red button
8. Lift jockey wheel off ground completely to assure the TLC is in a vertical position with regard to towball
9. Read weight on TLC
10. Remove TLC before towing!

Vehicle scale

CARAVAN WEIGHT CONTROL

522-1600

Caravan Weight Control gives you 100% control over the total weight and the partial weights of the individual wheels. Using the handy balance you may easily prevent excess and uneven loads which may have a negative impact on vehicle handling.

Caravan Weight Control is reliable and precise and suitable for passenger cars, delivery trucks, motor homes, caravans, and trailers alike.

Three measuring programs for:

1. Caravans with mono axle and support wheel
2. Caravans with tandem axle and support wheel
3. Motor homes

Maximum load

Wheel: 1,500 kg
 Support wheel: 100 kg



Vehicle scale

CARAVAN WEIGHT CONTROL

522-1500

Caravan Weight Control gives you 100% control over the total weight and the partial weights of the individual wheels. Using the handy balance you may easily prevent excess and uneven loads which may have a negative impact on vehicle handling.

Caravan Weight Control is reliable and precise and suitable for passenger cars, delivery trucks, motor homes, caravans, and trailers alike.

Three measuring programs for:

1. Caravans with mono axle and support wheel
2. Caravans with tandem axle and support wheel
3. Motor homes

Maximum load

Wheel: 1,000 kg
 Support wheel: 100 kg



Received the "Golden C" award of the German Camping and Caravan Club e.V. (DCC)

MIRROR CONTROL

set with 2 mirrors, fixture and remote
528-1000

version with 1 mirror, fixture and remote
528-1100

set with 1 mirror, without fixture and remote
528-1109



Using Mirror Control, you may safely adjust the additional mirrors for your individual requirements via remote from inside your vehicle. Due to the integrated power supply feature and the remote, no cables will be necessary.

Maximum load

Power supply: 9 V each mirror
Remote: 2 x 1.5 V, type AAA (Micro)



Car clamping mirror SPEED FIX MIRROR

2 mirrors with flat glass
528-290000

2 mirrors with convex glass
528-292000

2 mirrors with dual angle
528-293000

including
safety stripes



The optical appearance of our Speed Fix caravan clamping mirror perfectly fits modern caravan designs as well as the lines of current towing vehicles. The high-quality mirror features a particularly aerodynamic design, reducing vehicle vibrations during the ride to a minimum.

The innovative fixation system featuring the patent pending pivot mount ensures the most flexible attachment as well as an easy and rapid installation.

The Speed Fix mirror may either be installed on top of or below the vehicle mirror and fits almost all customary vehicle mirror types.

The Speed Fix mirror complies with all statutory E-standards.



Simple · quick · universal applications
HANDY MIRROR



E
ECE-compliant

Mirror
XL
 with "Handy" – quick-action fastening system
 528-286691



Quick-action fastening system
HANDY
 Innovative, flexible and easy handling catch lock for rapidly mounting and dismantling the Handy mirror series.
 528-2866900



E
ECE-compliant

Mirror
XL EXTENDED
 with "Handy" – quick-action fastening system for wider campers
 528-286692



E
ECE-compliant

Mirror
XL SUPER FLEX
 with "Handy" – quick-action fastening system for the biggest vehicles and campers
 528-286693



CAR MIRROR

For almost every conventional passenger car mirror there is a suitable mirror version with conventional adjustment:



E
ECE-compliant

Mirror
STANDARD
 with extra-large brackets for different mirror sizes
 dual set 528-285560
 single 528-285561



E
ECE-compliant

Mirror
SUPER
 particularly suited for vehicles with big arched mirror housings
 single with convex glass 528-285560
 single with sheet glass 528-285561



E
ECE-compliant

Mirror
EXCELLENT VIEW
 suitable for all passenger cars. When not in use the fixture may remain on the vehicle. If required, mirror with rod may be quickly mounted and removed
 dual set with sheet glass 528-285574
 dual set with convex glass 528-285572
 single with sheet glass 528-285584



E
ECE-compliant

Mirror
XXL
 particularly suited for vehicles with big mirrors, e.g. transporter or off-road vehicles
 single with sheet glass 528-285571

EASYDRIVER FLASHLIGHT

527-3000

The caravan hazard warning light system for safe manoeuvring in the hours of darkness

With our new **easydriver flashlight** hazard warning light system your caravan will be seen in a new light. Daylight is fading to dusk, or perhaps darkness has already fallen, and you're manoeuvring your caravan on the road and turning into your driveway or garage entrance. Under such conditions an unlit caravan, which may also be positioned across the road, can be really difficult to see. **Bright flashing hazards** or the additional **all round clearance lights** make parking or manoeuvring the caravan easily visible to other drivers in the hours of darkness.

- > safer manoeuvring thanks to good visibility in the hours of darkness
- > hazard warning lights and all-round clearance lights can be selected individually or both together
- > easy to retrofit
- > power comes from a leisure battery, manoeuvring device battery or a dedicated power supply
- > can also be used with manoeuvring devices fitted with a safety socket



JUMBO FOOT

suitable also for the new ALKO supports
 scope of delivery: 4 pcs.
 533-200110



Scope of supply:

- > easydriver flashlight electronics box with 2 switches
- > wiring harness
- > 13 pin socket
- > mounting materials
- > operating instructions



ADAPTER FOR CORNER LEGS

for a rapidly lowering the legs by cordless screwdriver or drilling machine (may be supplied in 2 different lengths)

long 45 cm 533-200105
 short 30 cm 533-200100

BOARD ELECTRICS

More comfort, more safety. Something you can rely on: Electronic supply and control by REICH.

- > e-control combines the function for an electronic supply and control system for motor caravans with the functionalities of a control and monitoring system of batteries, water tanks, gas cylinders etc.

- > Compared with conventional systems, e-control is a completely active system which means it independently monitors all crucial functions and informs the user about critical conditions.
- > This way, water levels are constantly monitored and the user is automatically warned right before critical conditions arise.

